

PASCALL+WATSON
ARCHITECTS

QUALIFYING EXPLANATORY STATEMENT

2022 | PAS 2060

UNDERSTAND | TRANSFORM | ACHIEVE

TABLE OF CONTENTS

01 The Company

02 Introduction

03 Declaration of Achievement of
Carbon Neutrality

04 Appendix A

07 Appendix B

09 Appendix C

10 Appendix D

12 Appendix E

14 Appendix F

About this Document

In preparing this document we have taken all care to ensure there are no errors or discrepancies in the information contained.

In the event that errors are found, or the document is not up to the standard you expect from us, or you require additional copies; please contact the author, or forward details to Pascall+Watson architects at the address on the back cover.

THE COMPANY

Pascall+Watson is an Architecture company with years of experience providing services at all design stages from concept to delivery and are recognised experts in designing and executing complex buildings.

The company continues to enjoy a diverse pipeline of architectural design and opportunities across an array of sector types, design stages, client bodies, consultants and contractor types.

The Company's head office is based in London, UK, with satellite offices in Limerick and Dublin in Ireland, and Abu Dhabi in the UAE.

Pascall+Watson recognises that the built environment significantly impacts the climate and the natural world. We are committed to improving the sustainability of the built environment and achieving the global goal of Net Zero Carbon by 2050.

We have committed to reducing the company's carbon emissions by 46% by 2030 equivalent to an average reduction of 4.1% annually.

Pascall+Watson is committed to achieving Net Zero emissions by 2040.

The company is committed to investing in company initiatives, research and staff training in order to make the company and build we design more sustainable




INTRODUCTION

This document forms the PAS 2060 Qualifying Explanatory Statement to demonstrate that Pascall+Watson has achieved carbon neutrality in line with PAS 2060:2014 reporting requirements for the year 2022 and is committed to achieving carbon neutrality under the guidelines of PAS 2060:2014.

PAS 2060 Requirement	Pascall+Watson Response
Entity making declaration	Pascall+Watson Ltd
Subject of PAS 2060 declaration:	Scope 1, Scope 2 and all applicable Scope 3 GHG emissions including; <ul style="list-style-type: none">• Leased Assets• Capital Goods• Fuel & Energy Related Activities• Upstream Transport• Waste• Business Travel• Employee Commuting• Purchased Goods & Services
Description of subject:	<p>Pascall+Watson are an award-winning international design practice with studios in the UK, Ireland and the Middle East and a history of projects that stretches across six continents, in over 100 cities.</p> <p>We are committed to improving the sustainability of the built environment and achieving the global goal of Net Zero Carbon by 2050. Our Practice Sustainability Strategy is founded on our Six Sustainability Pillars which have been influenced by the 17 UN Sustainable Development Goals (SDGs) and we are signatories of the RIBA Climate Challenge 2023.</p> <p>We are market leaders in the field of transportation design, combined with an extensive portfolio of work throughout the education, leisure, hospitality, healthcare, retail and workplace sectors.</p>
Rationale for selection of the subject:	The scope and subject of this PAS2060 includes all emissions based on the operational control principle defined in the 2014 WRI GHG Protocol – Corporate Accounting Standard.
Type of conformity assessment	Independent third-party verified for a commitment to achieve carbon neutrality for the period 2022.
Baseline period for PAS 2060: 2014 program:	1 st January 2022 – 31 st December 2022
Achievement Period	December 2024
Name of Senior Representative	Signature of Senior Representative

Daniel Cunliffe
Managing Director



DECLARATION OF ACHIEVEMENT OF CARBON NEUTRALITY

PAS 2060 Requirement	Pascall+Watson Response
State the period during which the entity is demonstrating the achievement of carbon neutrality of the subject.	1 st January 2022 – 31 st December 2022
Declaration of commitment	Carbon neutrality of Scope 1 (direct) and Scope 2 (indirect) emissions under Pascall+Watson's operational control and selected Scope 3 (indirect) emissions will be achieved by Pascall+Watson in accordance with PAS 2060 in 2024 for the period commencing 1 st January 2022 to 31 st December 2022, certified by BSi.
Reported carbon footprint of the subject during the period stated above.	1,059.22 t CO ₂ e
Which defined PAS 2060 methodology has been followed to achieve carbon neutrality?	Method 1 Demonstrating Carbon Neutrality
How have the reductions in GHG emissions during this period been achieved?	Primarily through reduction of business travel and decrease in office footprint
Location of the GHG emissions report supporting this claim.	Appendix A
Location of the details describing internal reductions achieved during the period.	Appendix B
Location of the details describing the carbon mitigation credits.	Appendix C
Individual(s) responsible for the evaluation and provision of data necessary for the substantiation of the declaration (including that of preparing, substantiating, communicating, and maintaining the declaration)	Nimit Raval, Sustainability Lead Phillip Wilson, Associate Sustainability Lead

APPENDIX A

PASCALL+WATSON'S CARBON FOOTPRINT ASSESSMENT

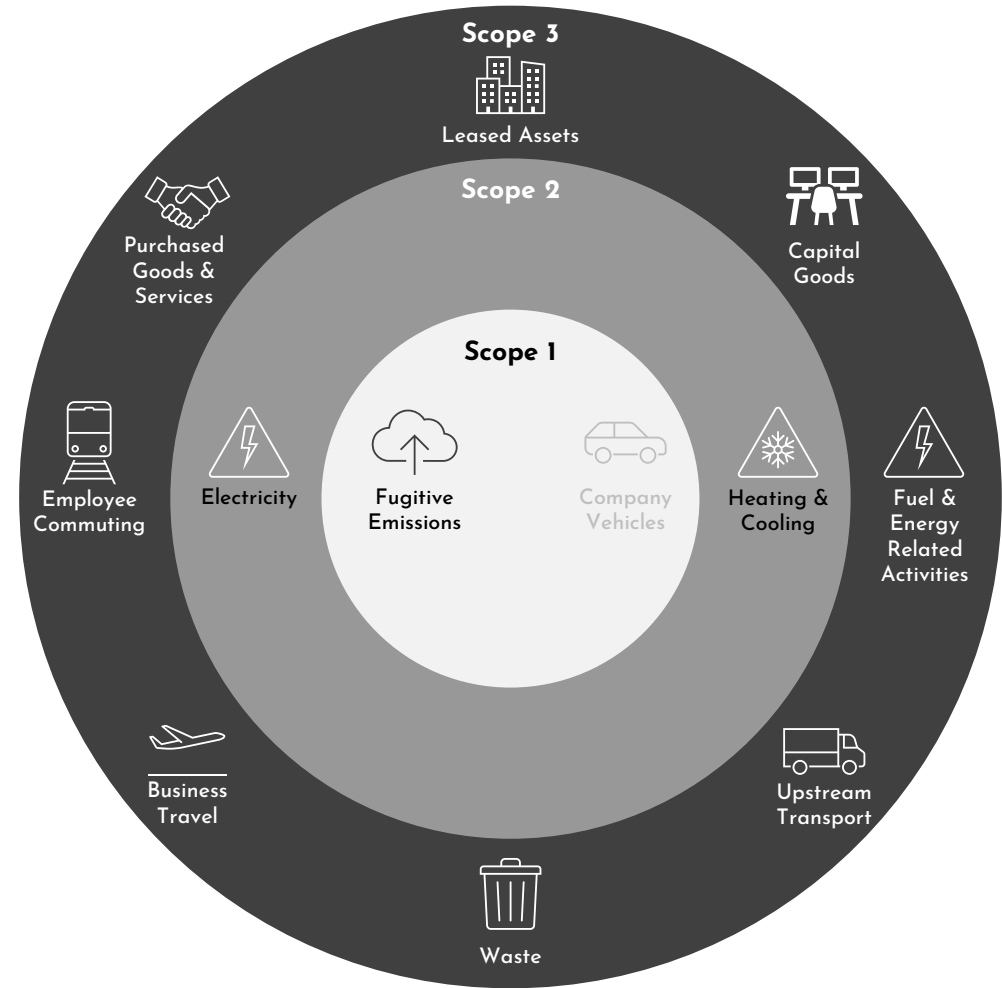


Figure 01: Scope categories (defined according to the GHG Protocol) included in Pascall+Watson's 2022 GHG inventory.

APPENDIX A

PASCALL+WATSON'S CARBON FOOTPRINT ASSESSMENT

Scope	Description	Emissions (tCO ₂ e)
Scope 1	Direct Emissions	0.000
	Fuel Combustion	0.000
	Company Vehicles	0.000
	Fugitive Emissions	0.00
Scope 2	Indirect Emissions	12.541
	Electricity	12.541
	Heating/ Cooling	0.000
Scope 3	Other Indirect Emissions	1046.681
	Purchased Goods & Services	878.398
	Capital Goods	58.871
	Fuel & Energy Related activities	1.147
	Upstream Transport	0.138
	Waste	0.171
	Business Travel	2.913
	Employee Commuting	5.760
	Upstream Leased Assets	99.283
	Investments	0.000
	Total Reported Emissions	1,059.22 tCO₂e

Figure 02: Summary of Pascall+Watson's reported emissions. Period 1st January 2022 – 31st December 2022.

APPENDIX A

PASCALL+WATSON'S CARBON FOOTPRINT ASSESSMENT CONTINUED

Methodology

Pascall+Watson categorises its GHG emissions as Scope 1, 2 and 3 as described in the GHG ISO 14064-1 Greenhouse Gas Protocol Reporting standard.

Emissions have been calculated as tonnes of carbon dioxide equivalent (tCO₂e) for Scope 1, 2 and selected Scope 3

Data Quality

Confidence in the quality of the data supporting this GHG assessment is high. Pascall+Watson has been monitoring and reporting its carbon footprint since 2019 and continuously working on granularizing data.

External Verification

Pascall+Watson's carbon footprint was verified externally by BSi in 2024 against GHG ISO 14064-1, Greenhouse Gases – Part 1.

Uncertainties in data

Although data is collected with the best intentions to capture all sources of emissions, we recognise there are areas of uncertainty in our data.

Scope 1

- Data for refrigerant quantity within the AC system, given the minimal data available on the installed system.
- Company cars were not driven during this time due to the pandemic, very little data as evidence.

Scope 2

- Energy used at the regional office, given the offices are in a multi-tenanted building. Hotel emission factors for the regions used.

sources (see Appendix C) using the latest conversion factors listed in the UK Government DEFRA Greenhouse Gas Conversion Factors and How Bad Are Bananas Book for Company Reporting.

Cundall - the world's first carbon-neutral consultancy - was consulted on establishing our reporting process.

The majority of our data is extracted from the exact volumes consumed (e.g. utility bills, business travel distances and commutes)

Scope 3

- Employee commuting data for this year was deduced from a survey not all employees may have completed. The average is calculated for each office from data received and multiplied by the number of staff.
- Business Travel data is extracted from our internal expense system and may contain some human error.
- Upstream Leased Assets, given the offices are in a multi-tenanted building. Hotel emission factors for the regions used.
- Leased assets for regional offices calculated using hotel stays data for the regions. This will also cover lack of Scope 2 Electricity data & Scope 3 Water & Waste data
- Investments not included

APPENDIX B

CARBON MANAGEMENT PLAN

Historical emissions reduction progress for the previous period

- Pascall+Watson's 2022 carbon footprint for scopes 1, 2 & 3 is 1,059.2 tCO₂e
- Pascall+Watson's 2022 target carbon footprint should have reduced by 12.3% against 2019's baseline figure of 2,795 tCO₂e to 2,459 tCO₂e, however, a 57% reduction was achieved and 1,059.2 tCO₂e was emitted.
- Although the COVID-19 pandemic influenced business performance, the business continued to trade in a limited capacity.
- Business Travel was reviewed and the use of video conferencing software was encouraged.
- Personal deliveries were disallowed.
- The above also so a decrease in upstream transport and waste generation.

On-going Emissions Reduction Plan – For the PAS 2060 Commitment Period

The ongoing plan to reduce emissions over the commitment is summarised below:

- Only engage in Gold Standard or Verified Carbon Standard offsetting
- Target a reduction in business travel average emission per person by encouraging video conferencing alternatives. Trains, planes and hotels are to only be booked via the office manager allowing a triage process. Update Rapport to make reporting more accurate, allowing business to see areas of improvement.
- Target a reduction in emissions from commuting, adapt to the shift in increased working from home and encourage staff to select more sustainable methods of transport. Promote cycling where possible.
- Target reductions in emissions from energy supplied to the London office by switching to a renewable energy tariff or supplier.
- Reduce emissions from waste by encouraging staff to recycle and avoid single-use plastics by suggesting engagement with suppliers and companies that promote the same attitude towards waste

OUR EMISSIONS

figure 03 illustrates Pascall+Watson's carbon emissions for the baseline year, from this figure, the annual target reduction can be calculated. Against the target emissions Pascall+Watson can populate the actual carbon emissions

Pascall+Watson also recognises the importance of reporting the carbon emissions per person hour worked. The similar process as outlined above with total carbon emissions is applied to calculate the carbon emissions per person hour worked, however, the additional calculation staff numbers and hours worked are applied.

Key

● Actual carbon

● Target carbon

tCO₂e | total carbon emissions from the company's operations in all three regions

carbon emissions per person hour worked | $\frac{\text{kgCO}_2\text{e}}{\text{PPHW}}$

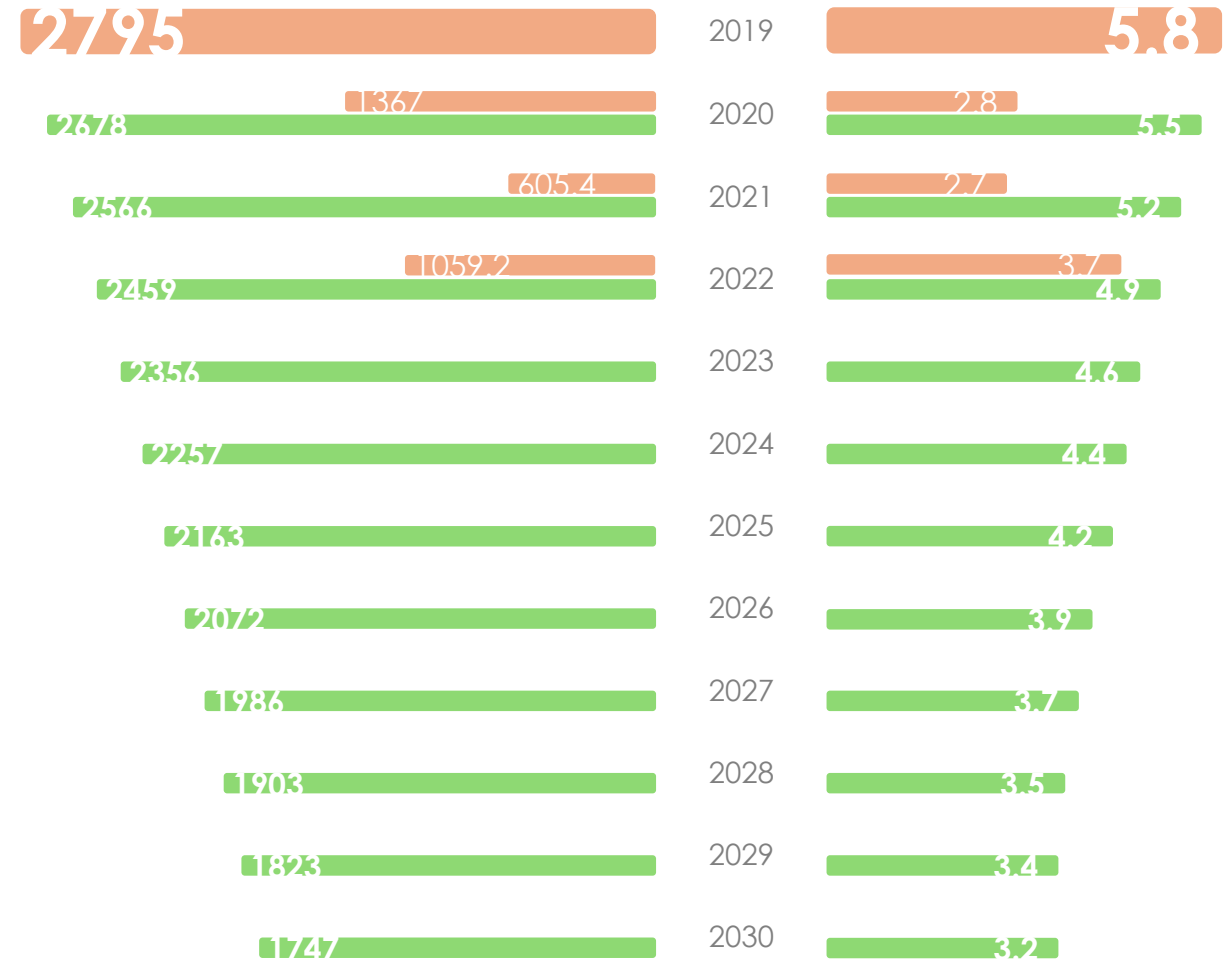


Figure 03: Pascall+Watson's Scope 1, 2 & 3 carbon emissions since 2019

APPENDIX C

CARBON OFFSET STRATEGY 01

In 2022 Pascall+Watson purchased carbon credits by appointing carbonfootprint.com as its partner for shortlisting applicable projects. In total, 1,060 credits relating to the 2022 period were offset.

486 of these credits were offset towards a community-safe water project, and another 574 credits were offset towards a Wind Power Project.

100% of 2022's carbon credits were Gold Standard certified.

Carbonfootprint.com retired these credits on behalf of Pascall+Watson

Certification Scheme	Project ID	Project Name	Country	Purchase Date	Project Type	Carbon Credits Purchased
Gold Standard	GS6042	Zoba Anseba Community Safe Water Project	Eritrea	29 June 2023	Energy Efficiency	486
Gold Standard	GS5229	Bergres Wind Power Project	Türkiye	19 December 2024	Renewable Energy	574
Total						1,060

Figure 04: Pascall+Watson's 2022 carbon credits 01/02



Figure 05: Pascall+Watson carbon credit certificate GS6042



Figure 06: Pascall+Watson carbon credit retirement (Linked)

APPENDIX C

CARBON OFFSET STRATEGY 02

In 2022 Pascall+Watson purchased carbon credits by appointing carbonfootprint.com as its partner for shortlisting applicable projects. In total, 1,060 credits relating to the 2022 period were offset.

486 of these credits were offset towards a community-safe water project, and another 574 credits were offset towards a Wind Power Project.

100% of 2022's carbon credits were Gold Standard certified.

Carbonfootprint.com retired these credits on behalf of Pascall+Watson

Certification Scheme	Project ID	Project Name	Country	Purchase Date	Project Type	Carbon Credits Purchased
Gold Standard	GS6042	Zoba Anseba Community Safe Water Project	Eritrea	29 June 2023	Energy Efficiency	486
Gold Standard	GS5229	Bergres Wind Power Project	Türkiye	19 December 2024	Renewable Energy	574
Total						1,060

Figure 04: Pascall+Watson's 2022 carbon credits 02/02

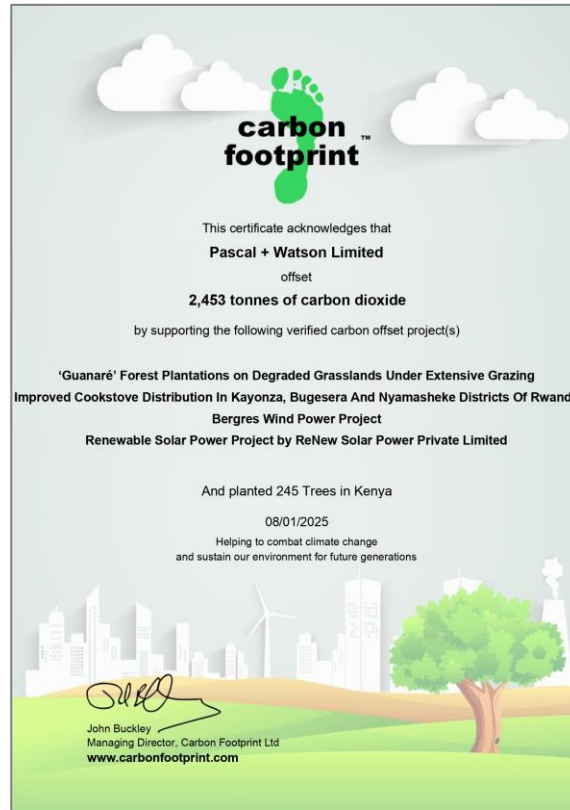


Figure 07: Pascall+Watson carbon credit certificate GS5229



Figure 08: Pascall+Watson carbon credit retirement (Linked)

APPENDIX D

EMISSIONS INVENTORY

Scope 1 and 2 emissions

GHG Protocol Emissions Category	Pascall+Watson Reporting	Pascall+Watson Comments & Assumptions
Scope 1		
Fuel Combustion	<u>Not included</u> Emissions associated with our use of gas for heating and operating our buildings.	All of Pascall+Watson sites are serviced by electricity only, therefore no fuel combustion emissions are calculated.
Company Vehicles	<u>Included</u> Emissions associated with our use of company vehicles.	No company vehicles used at the time of reporting to extract emissions data.
Fugitive Emissions	<u>Included</u> Emissions associated with our use of air conditioning systems and refrigeration.	Leakage based on 10% of overall system gas volume per annum. The largest system size possible for our offices assumed.
Scope 2		
Electricity	<u>Included</u> Emissions associated with our use of electricity for lighting, IT equipment, appliances etc.	Pascall+Watson uses meter readings and monthly statements and calculates emissions using DEFRA conversion factors. Regional offices are calculated on an assumed hotel stay basis.

APPENDIX D

EMISSIONS INVENTORY

Scope 3 emissions

GHG Protocol Emissions Category	Pascall+Watson Reporting	Pascall+Watson Comments & Assumptions
Leased Assets	<u>Included</u> Buildings leased by Pascall+Watson which it has operational control are included in our emissions reporting.	
Capital Goods	<u>Included</u> Pascall+Watson calculates carbon emissions of all capital goods items purchased using internal reports.	This predominantly covers IT Equipment, Furniture and Building Improvements.
Fuel & Energy Related Activities	<u>Included</u>	
Upstream Transport	<u>Included</u> Transport emissions from services and products purchased are calculated using internal accounts.	
Waste	<u>Included</u> Pascall+Watson reports on waste generated as a business. Different waste streams are identified.	Pascall+Watson receives waste data from its waste company and calculates emissions using DEFRA conversion factors.
Business Travel	<u>Included</u> Pascall+Watson measures and reports against all methods of transport used for business travel and hotel stays using internal accounts.	Pascall+Watson uses internal accounts and expense accounts to report business related travel and calculates emissions using DEFRA conversion factors.
Employee Commuting	<u>Included</u> Pascall+Watson uses data from HR and or frequent surveys to quantify commuting emissions.	Pascall+Watson uses this data to report commute-related travel and calculates emissions using DEFRA conversion factors. Emission factors for regional offices are calculated as 'worst case scenario' with the assumption that all staff drive in to work.
Purchased Goods & Services	<u>Included</u> Pascall+Watson uses internal accounts data to quantify all purchased goods and services.	Pascall+Watson uses this data to report purchased goods & services and calculates emissions using DEFRA conversion factors.
Leased Assets	<u>Included</u> Pascall+Watson uses DEFRA hotel stay emission factors to quantify our overseas' leased office's emissions.	Our London office is over 350 years old and is assumed any embodied carbon has been spent.

APPENDIX E

QES CHECKLIST

Item Number	QES Checklist	Evidence
1	Define standard and methodology use to determine its GHG emissions reduction.	Page 6 of this document
2	Confirm that the methodology used was applied in accordance with its provisions and the principles set out in PAS 2060 were met.	Page 6 of this document
3	Provide justification for the selection of the methodologies chosen to quantify reductions in the carbon footprint, including all assumptions and calculations made and any assessments of uncertainty. (The methodology employed to quantify reductions shall be the same as that used to quantify the original carbon footprint. Should an alternative methodology be available that would reduce uncertainty and yield more accurate, consistent and reproducible results, then this may be used provided the original carbon footprint is re-quantified to the same methodology, for comparison purposes. Recalculated carbon footprints shall use the most recently available emission factors, ensuring that for purposes of comparison with the original calculation, any change in the factors used is taken into account)	Page 7 of this document
4	Describe the means by which reductions have been achieved and any applicable assumptions or justifications.	Page 7 of this document
5	Ensure that there has been no change to the definition of the subject. (The entity shall ensure that the definition of the subject remains unchanged through each and every stage of the methodology. In the event that material change to the subject occurs, the sequence shall be re-started on the basis of a newly defined subject.)	Annual review, or where there is material change of the scope of Pascall+Watson's emissions prior to this
6	Describe the actual reductions achieved in absolute and intensity terms and as a percentage of the original carbon footprint. (Quantified GHG emissions reductions shall be expressed in absolute terms and shall relate to the application period selected and/or shall be expressed in emission intensity terms (e.g. per specified unit of product or instance of service))	Page 7 of this document
7	State the baseline/qualification date	2022
8	Record the percentage economic growth rate for the given application period used as a threshold for recognising reductions in intensity terms	4.8%
9	Provide an explanation for circumstances where a GHG reduction in intensity terms is accompanied by an increase in absolute terms for the determined subject.	N/A
10	Select and document the standard and methodology used to achieve carbon offset	Page 7 of this document
11	Confirm that:	
11a	Offsets generated or allowance credits surrendered represent genuine, additional GHG emission reductions elsewhere.	Page 9 of this document

APPENDIX E

QES CHECKLIST

Item Number	QES Checklist	Evidence
11b	Projects involved in delivering offsets meet the criteria of additionality, permanence, leakage and double counting. (See the WRI Greenhouse Gas Protocol for definitions of additionality, permanence, leakage and double counting).	Page 9 of this document
11c	Carbon offsets are verified by an independent third party verifier	Page 9 of this document
11d	Credits from Carbon offset projects are only issued after the emission reduction has taken place.	Page 9 of this document
11e	Credits from Carbon offset projects are retired within 12 months from the date of the declaration of achievement	Page 9 of this document
11f	Provision for event related option of 36 months to be added here	N/A
11g	Credits from Carbon offset projects are supported by publically available project documentation on a registry which shall provide information about the offset project, quantification methodology and validation and verification procedures	Page 9 of this document
11h	Credits from Carbon offset projects are stored and retired in an independent and credible registry.	Page 9 of this document
12	Document the quantity of GHG emissions credits and the type and nature of credits actually purchased including the number and type of credits used and the time period over which credits were generated including:.	Page 9 of this document
12a	Which GHG emissions have been offset.	Page 5 of this document
12b	The actual amount of carbon offset.	Page 5 & 9 of this document
12c	The type of credits and projects involved.	Page 9 of this document
12d	The number and type of carbon credits used and the time period over which the credits have been generated	Page 9 of this document
12e	For events, a rationale to support any retirement of credits in excess of 12 months including details of any legacy emission savings, taken into account.	N/A
12f	Information regarding the retirement/cancellation of carbon credits to prevent their use by others including a link to the registry or equivalent publicly available record, where the credit has been retired	Page 9 of this document
13	Specify the type of conformity assessment: a) independent third party certification; b) other party validation; c) self-validation	b) Other party validation by BSi
14	Include statements of validation where declarations of achievement of carbon neutrality are validated by a third party certifier or second party organisations.	Page 9 of this document

APPENDIX F

QES OPENESS AND CLARITY

Item Number	QES Checklist	Confirmed
1	Does not suggest a reduction which does not exist, either directly or by implication.	<input checked="" type="checkbox"/>
2	Is not presented in a manner which implies that the declaration is endorsed or certified by an independent third party organization when it is not.	<input checked="" type="checkbox"/>
3	Is not likely to be misinterpreted or be misleading as a result of the omission of relevant facts	<input checked="" type="checkbox"/>

PASCALL+WATSON
ARCHITECTS

UNDERSTAND | TRANSFORM | ACHIEVE

Verification Opinion

Verified with Comments	
Based on the process and procedures conducted, the Carbon Neutrality Declaration 7073-PAW-XX-XX-RP-Z-00004-2022_QES produced by Pascall and Watson:	<ul style="list-style-type: none"> Is materially correct and is a fair representation of GHG and carbon neutrality data and information.
	<ul style="list-style-type: none"> Has been prepared in accordance with PAS 2060:2014 and its principles
With the following caveats	<ul style="list-style-type: none"> Employee commuting data does not include employees from the Dublin, Limerick or UAE offices, approximately 16% Emissions associated with leased assets are estimated based on hotel stay carbon factors for the respective office locations (i.e., Ireland, UAE)
The following improvements were raised in relation to future Carbon Neutrality Declarations	<ul style="list-style-type: none"> There is an opportunity to introduce additional internal data checks
Lead Verifier	Mahivi Vazquez Tarducci
Independent Reviewer	Catherine Williams
Signed on behalf of BSI	Matt Page, Senior Vice President, Assurance Services EMEA
Issue Date	28/01/2025
BSI Assurance UK Ltd, Kitemark Court, Davy Avenue, Milton Keynes, MK5 8PP, UK	
<p>NOTE: BSI Assurance UK Ltd is independent to and has no financial interest in Pascall and Watson. This 3rd party Verification Opinion has been prepared for Pascall and Watson only for the purposes of verifying its statement relating to its GHG emissions more particularly described in the scope above. It was not prepared for any other purpose. In making this Statement, BSI Assurance UK Ltd has assumed that all information provided to it by Pascall and Watson is true, accurate and complete. BSI Assurance UK Ltd accepts no liability to any third party who places reliance on this statement.</p>	

CNCV 791975 2022 28012025



Verification Engagement

Organization	Pascall and Watson
Responsible party	Pascall and Watson
Verification Objectives	<p>To express an opinion on whether the Carbon Neutrality Declaration which is historical in nature:</p> <ul style="list-style-type: none"> • Is accurate, materially correct and is a fair representation of GHG and carbon neutrality data and information • Has been prepared in accordance with PAS 2060:2014 the criteria used by BSI to verify the GHG Organizational Statement
Materiality Level	5 %
Level of Assurance	Reasonable
Verification evidence gathering procedures	<ul style="list-style-type: none"> • Evaluation of the monitoring and controls systems through interviewing employees observation & inquiry • Verification of the data through sampling, recalculation, retracing, cross checking and reconciliation
Verification Standards	The verification was carried out in accordance with ISO 14064-3:2019, ISO 14065: 2020 and ISO 17029:2019
<p>Note: Pascall and Watson is responsible for the preparation and fair presentation of the GHG statement and report in accordance with the agreed criteria. BSI is responsible for expressing an opinion on the GHG statement based on the verification.</p>	

Carbon Neutrality Declaration – Subject

Organizational Carbon Footprint for	Pascall and Watson The Warehouse 10 Black Friars Lane London EC4V 6ER	
Organizations Carbon Neutrality Declaration	7073-PAW-XX-XX-RP-Z-00004-2022_QES	
Organizations Qualifying Explanatory Statement	7073-PAW-XX-XX-RP-Z-00004-2022_QES	
Organizational Boundary	Operational Control	
Locations included in the Organizational Boundary	See Appendix A	
Scope of activities:	Architectural practice with expertise in architectural design and delivery, design and project management, master planning, interior design, wayfinding, BIM, sustainability and 3D visuals	
Reporting Boundary:	Direct GHG Emissions (Scope 1)	Fugitive GHG emissions from ACU – none occurred in 2022 Company vehicle – no emissions occurred in 2022
	Direct GHG Removals (Scope 1)	None
	Indirect GHG Emissions from imported energy (Scope 2)	Electricity (location based)
	Indirect GHG emissions (Scope 3)	Purchased goods and services, capital goods, fuel and energy related activities not included in scope 1 and 2, upstream transport, waste, business travel, employee commuting and upstream leased assets.
Criteria for Developing the Carbon Neutrality Declaration	PAS 2060:2014	
Reporting Period	1 st January 2022 – 31 st December 2022	

Category	tCO₂(e)
Scope 1: Company vehicles	0
Scope 1: Fugitive emissions	0
Scope 2: Electricity (location based)	12.541
Scope 3: Purchased goods and services	878.398
Scope 3: Capital goods	58.871
Scope 3: Fuel and energy related activities	1.147
Scope 3: Upstream transport	0.138
Scope 3: Waste	0.171
Scope 3: Business travel	2.913
Scope 3: Employee commuting	5.760
Scope 3: Upstream leased assets	99.283
Total reported emissions	1,059.22
Carbon credits used for offsetting carbon footprint (total purchased covering 2022 and 2023)	2939

Appendix A: Site locations

The Warehouses, 10 Black Friars Lane, London, EC4V 6ER

Abu Dhabi, Cloud Spaces Suite 106, Town Square Level 1, Yas Mall, Yas Island, PO Box 93834,
Abu Dhabi, United Arab Emirates

149 Francis Street, Dublin 8, DO8 W6E8, Ireland

11 Mallow Street, Limerick, V94 WRN4, Ireland

